



The W6 Series has an improved digital readout utilizing an extra-large five-digit display. The W6 Series melt pressure gauge provides reliable, maintenance-free, localized pressure indication. The small capillary tube filled with a special medium isolates the gauge housing from potential thermal damage.

MAIN FEATURES

- Better than $\pm 0.50\%$ accuracy
- Economically priced
- 2 times overload capacity (ranges < 700 bar [10000 psi])
- 1/2-20 UNF thread standard, M18x1.5 also available
- One alarm standard
- 4-20 mA retransmission standard
- 17-7 PH corrugated diaphragm with TiN (Titanium Nitride) coating standard
- Oil-fill is FDA approved — meets requirements CFR172.3620 and CFR172.878

W60 The rigid stem configuration makes installation fast and easy.

W61 The flexible configuration is designed for applications requiring further thermal isolation or where installation would be otherwise difficult or impractical.

W62 The pressure/temperature configuration requires only one mounting hole for the measurement of both process values.

TECHNICAL SPECIFICATIONS

Nominal accuracy including Linearity, Repeatability, Hysteresis	M < $\pm 0.50\%$ FSO
Measurement Range	0–35 to 0–1000 bar 0–500 to 0–15000 psi
Maximum Overpressure	2 x FSO 1.5 x FSO (700 bar [10000 psi] and above)
Measurement Principle	Strain gage Wheatstone bridge
Supply Voltage	115 VAC or 230 VAC (factory set)
Retransmission of Pressure Value	4–20 mA (650 Ω max. load)
Maximum Housing Temperature	55°C (130°F)
Thermal Drift in Zero Shift Compensated Range Sensitivity Shift	4.0%/100°C (2.0%/100°F) 2.0%/100°C (1.0%/100°F)
Maximum Diaphragm Temperature	315°C / 600°F
Zero Drift due to Change in Process Temperature	0.04 bar/°C (30 psi/100°F)
Material In Contact with Process Medium	Standard Corrugated 17-7PH SS (Titanium Nitride coated)
Thermocouple (model W62)	Type "J" (isolated junction)
Alarm	High Only For C Relay 5A @ 115-230 VDC

FSO = Full Scale Output (output signal at nominal pressure)

ACCESSORIES

Accessories

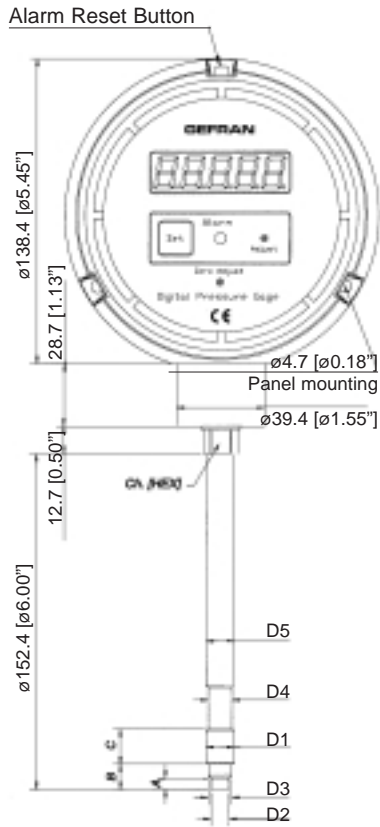
Mounting bracket	SF18-659
Dummy plug for 1/2-20UNF	SC12
Dummy plug for M18x1.5	SC18
Drill kit for 1/2-20UNF	KF12
Drill kit for M18x1.5	KF18
Cleaning kit for 1/2-20UNF	CT12
Cleaning kit for M18x1.5	CT18

Thermocouple for W62 model

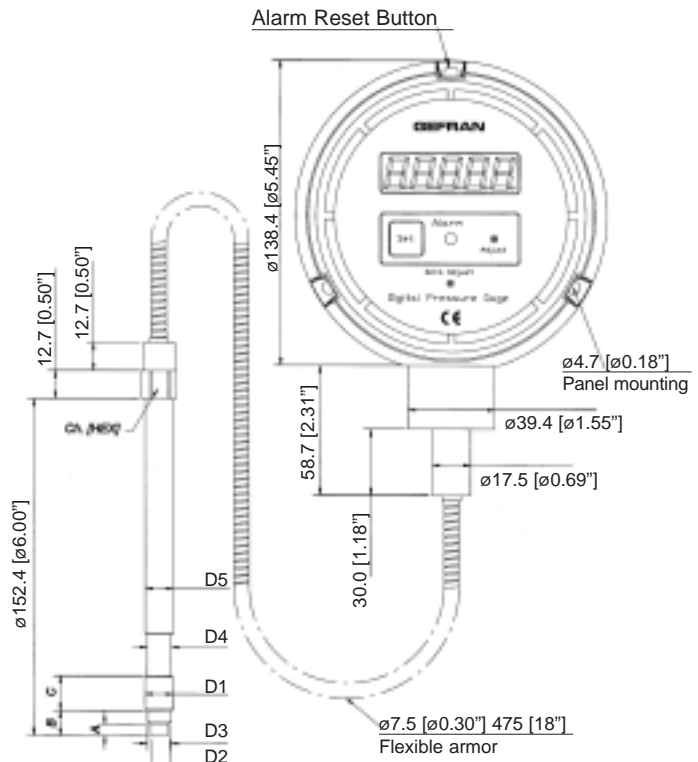
Type "J" (153 mm [6"] stem)	TTER718
-----------------------------------	----------------

MECHANICAL DIMENSIONS

W60



W61

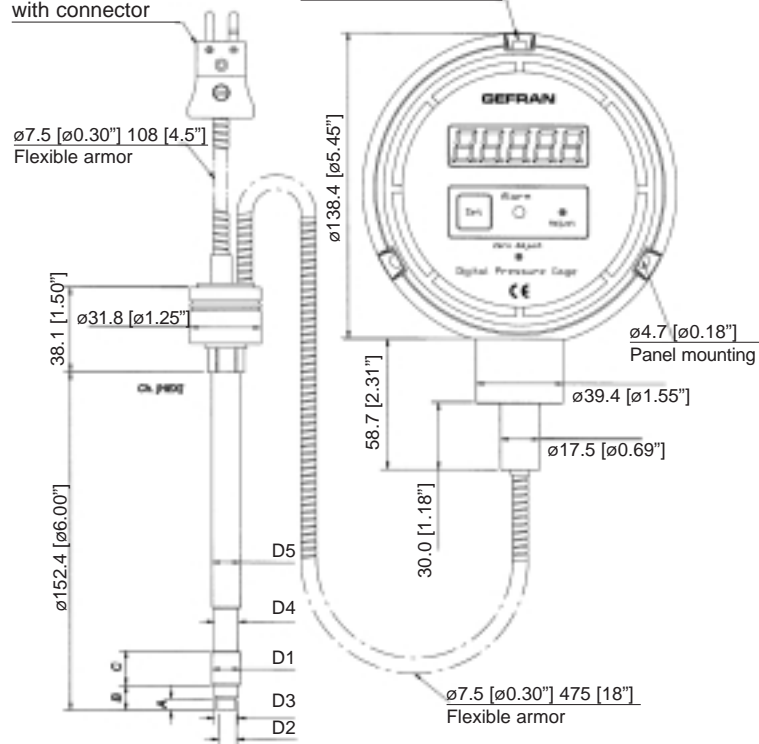


W62

D1	1/2-20 UNF
D2	ø7.8 -0.05 [ø0.307" -0.002]
D3	ø10.49 ±0.025 [ø0.413" ±0.001]
D4	ø10.67 [ø0.42"]
D5	ø12.7 [ø0.5"]
A	5.56 -0.26 [0.219" -0.01]
B	11.4 [0.45"]
C	15.75 [0.62"]
Ch [Hex]	16 [5/8"]

D1	M18x1.5
D2	ø10 -0.05 [ø0.394" -0.002]
D3	ø16 -0.08 [ø0.630" -0.015]
D4	ø16 -0.4 [ø0.630" -0.015]
D5	ø18 [ø0.71"]
A	6 -0.26 [0.236" -0.010]
B	14.8 -0.4 [0.580" -0.016]
C	19 [0.75"]
Ch [Hex]	19 [3/4"]

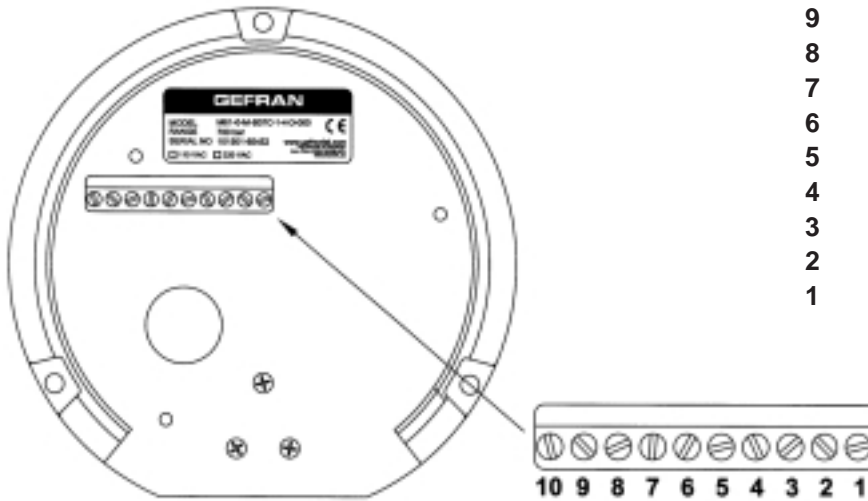
Type J Thermocouple with connector



NOTE : dimensions refer to rigid stem length option "4" (153 mm – 6")

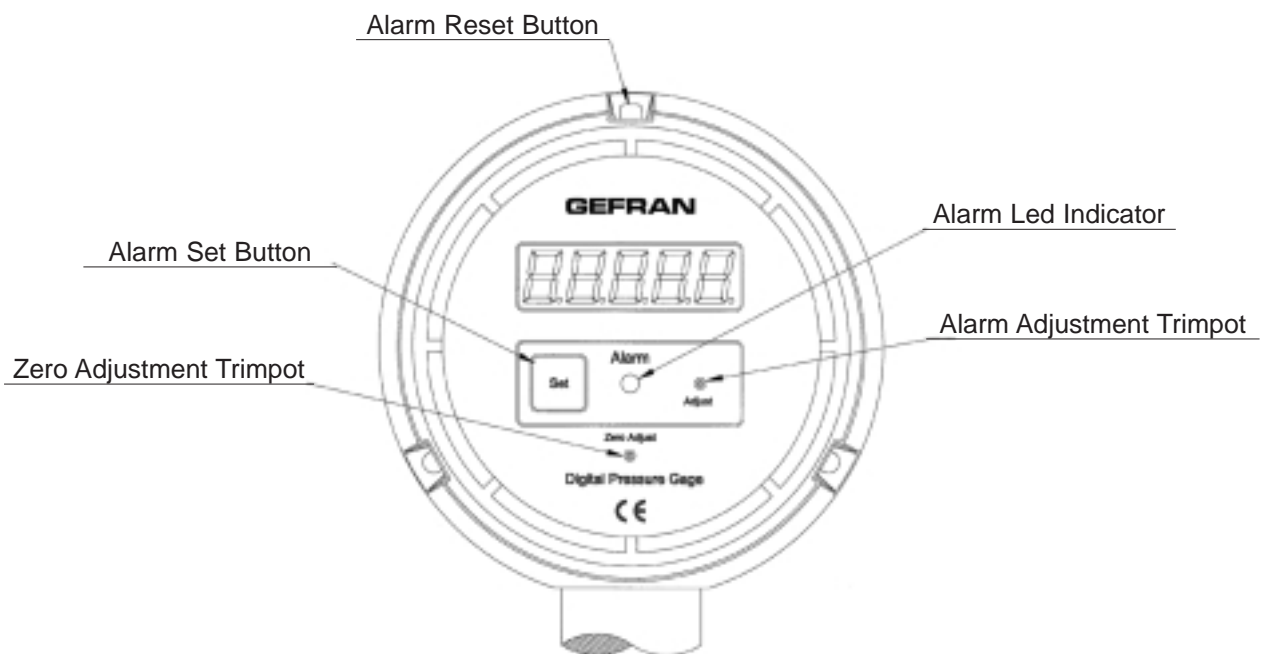
WARNING : For installation use a maximum tightening torque of 56 Nm(500 in-lb)

ELECTRICAL CONNECTIONS



Wiring key:

- | | |
|----|-----------------------------|
| 10 | 4-20mA Auxiliary output (-) |
| 9 | 4-20mA Auxiliary output (+) |
| 8 | Not used |
| 7 | Alarm common |
| 6 | Alarm normally Open |
| 5 | Alarm normally Closed |
| 4 | Not used |
| 3 | Earth Ground (G) |
| 2 | AC Low (N) |
| 1 | AC High (L) |



ORDER CODE

W 6 - - M - - - - - - - 000

OUTPUT SIGNAL	
Digital Gauge	6

VERSION	
Rigid Stem	0
Rigid Stem + Flex	1
With Thermocouple	2

CONNECTOR	
None	0

ACCURACY CLASS	
0.50% FSO	M

RANGE			
bar		psi	
35	B35U	500	P05C
50	B05D	750	P75D
70	B07D	1000	P01M
100	B01C	1500	P15C
200	B02C	3000	P03M
350	B35D	5000	P05M
500	B05C	7500	P75C
700	B07C	10000	P10M
1000	B01M	15000	P15M

000 = standard version
Special or customized versions available on request

FLEXIBLE LENGTH * (mm, inches)	
Standard (W60)	
0	none
Standard (W61, W62)	
D	457 mm, 18"
F	760 mm, 30"
Available on request	
A	76 mm, 3"
B	152 mm, 6"
C	300 mm, 12"
E	610 mm, 24"

RIGID STEM LENGTH * (mm, inches)	
Standard (W60, W61, W62)	
4	153 mm, 6"
5	318 mm, 12.5"
Available on request	
1	38 mm, 1.5"
2	50 mm, 2"
3	76 mm, 3"
6	350 mm, 14"
7	400 mm, 16"
8	456 mm, 18"

THREAD	
Standard	
1	1/2-20 UNF
4	M18x1.5
Available on request	
2	M10x1.0
3	M14x1.5

* The W6 comes standard with a 10-pin connector for power supply, alarm and retransmission signal.

* Note: Maximum overall length (sum of flex and stem) is 912 mm (36")

Examples

W60-0-M-B07C-1-4-0-000

Oil-filled digital melt pressure gauge, rigid stem, 1/2-20 UNF thread, 700 bar full scale output, 0.50% accuracy class, 153 mm (6") rigid stem

W62-0-M-P03M-1-4-D-000

Oil-filled digital melt pressure gauge with type "J" thermocouple, 1/2-20 UNF thread, 1/2-20 UNF thread, 3000 psi full scale output, 0.50% accuracy class, 153 mm (6") rigid stem, 457 mm (18") flex

GEFRAN reserves the right to make any kind of design or functional modification at any moment without prior notice.

GEFRAN spa
via Sebina, 74
25050 PROVAGLIO D'ISEO (BS) - ITALIA
tel. 0309888.1 - fax. 0309839063
Internet: <http://www.gefran.com>

GEFRAN

DTS_W60_0208_ENG