

The W7 Performance Level 'c' series of GEFTRAN, are pressure transmitters for using in High temperature environment.

The main characteristic of this series is the capability to read temperature of the media up to 315°C.

The constructive principle is based on the hydraulic transmission of the pressure.

The fluid-filled system assures the temperature stability. The physical measure is transformed in a electrical measure by means the strain-gauge technology.

MAIN FEATURES

- Pressure ranges from:
0-35 to 0-1000 bar / 0-500 to 0-15000 psi
- Accuracy: < $\pm 0.25\%$ FSO (H); < $\pm 0.5\%$ FSO (M)
- Fluid-filled system for temperature stability
- Oil filling meets FDA requirements CFR 178.3620 and CFR 172.878
- Oil filling volume:
W70 (30mm³); W71, W72, (40mm³)
- 1/2-20UNF, M18x1.5 standard threads; other types available on request
- Other diaphragms available on request
- Autozero function on board / external option
- 17-7 PH corrugated diaphragm with GTP coating

GTP (advanced protection)

Coating with high resistance against corrosion, abrasion and high temperature

AUTOZERO FUNCTION

All signal variations in the absence of pressure can be eliminated by using the Autozero function.

This function is activated by closing a magnetic contact located on the transmitter housing.

The procedure is permitted only with pressure at zero.

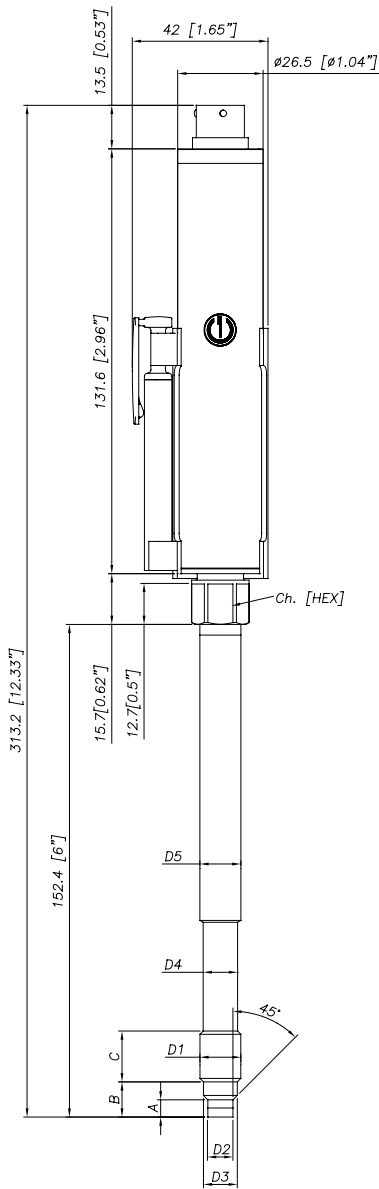
TECHNICAL SPECIFICATIONS

| | |
|---|--|
| Accuracy (1) | H $\leq \pm 0.25\% \text{FSO}$ (100...1000 bar) M $\leq \pm 0.5\% \text{FSO}$ (35...1000 bar) |
| Resolution | 16 bit |
| Measurement range | 0..35 a 0..1000bar 0..500 a 0..15000psi |
| Maximum overpressure (without degrading performances) | 2 x FS 1.5 x FS above 500bar/7500psi |
| Measurement principle | Extensimetric |
| Power supply | 18...30Vdc |
| Maximum current absorption | 15mA |
| Output signal Full Scale (FSO) | 10,5Vdc |
| Zero balance (tolerance $\pm 0.25\%$ FSO) | 0,5Vdc |
| Response time (10...90% FSO) | ~ 8ms |
| Output noise (RMS 10-400Hz) | < 0.025% FSO |
| Calibration signal | 80% FSO |
| Power supply polarity reverse protection | YES |
| Compensated temperature range housing | 0...+85°C |
| Operating temperature range housing | -30...+85°C |
| Storage temperature range housing | -40...+125°C |
| Thermal drift in compensated range: Zero / Calibration / Sensibility | < 0.02% FSO/°C |
| Diaphragm maximum temperature | 315°C/600°F |
| Zero drift due to change in process temperature (zero) | < 0.04 bar/°C |
| Standard Material in contact with process medium | Diaphragm: • 17-7 PH corrugated diaphragm with GTP Stem: • 17-4 PH |
| Thermocouple (model W72) | STD : type "J" (isolated junction) |
| Protection degree (with 6-pole female connector) | IP65 |

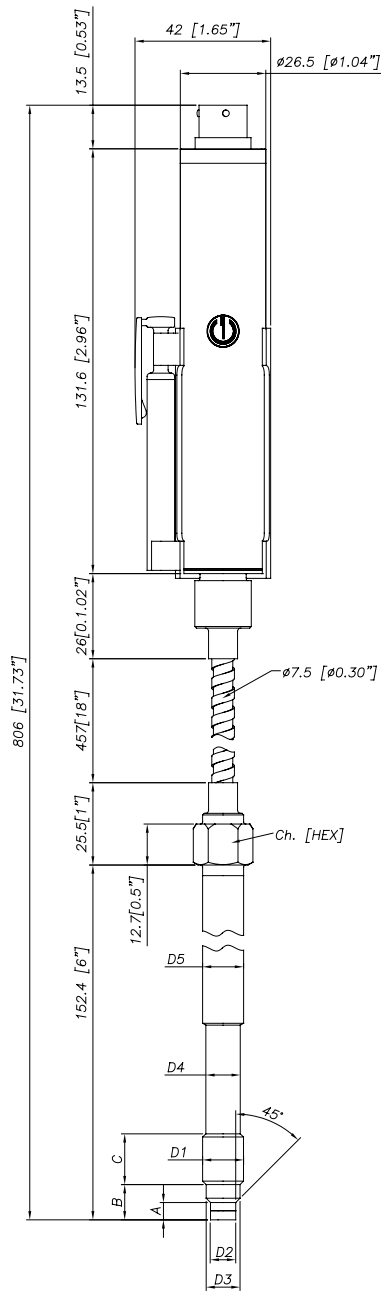
FSO = Full scale output - (1) BFSL method (Best Fit Straight Line): includes combined effects of Non-Linearity, Hysteresis and Repeatability.

MECHANICAL DIMENSIONS

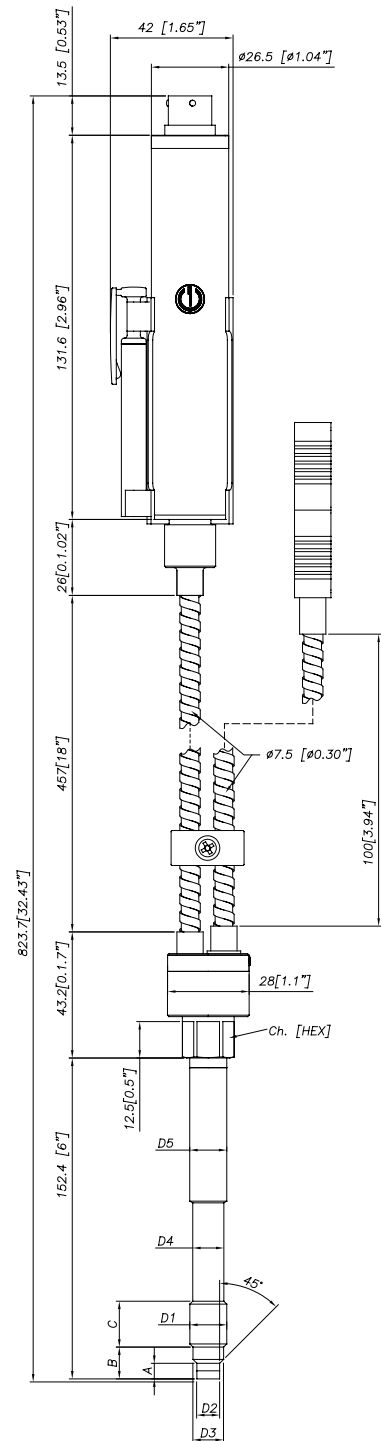
W70



W71



W72



| D1 | 1/2 - 20UNF |
|-------------|--|
| D2 | $\phi 7.8 -0.05$ [$\phi 0.31$ " -0.002] |
| D3 | $\phi 10.5 -0.025$ [$\phi 0.41$ " -0.001] |
| D4 | $\phi 10.67$ [$\phi 0.42$ "] |
| D5 | $\phi 12.7$ [$\phi 0.5$ "] |
| A | 5.56 -0.26 [0.22" -0.01] |
| B | 11.2 [0.44"] |
| C | 15.74 [0.62"] |
| Ch [Hex] | 16 [5/8"] |

| D1 | M18x1.5 |
|-------------|--|
| D2 | $\phi 10 -0.05$ [$\phi 0.394$ " -0.002] |
| D3 | $\phi 16 -0.08$ [$\phi 0.63$ " -0.003] |
| D4 | $\phi 16 -0.4$ [$\phi 0.63$ " -0.016] |
| D5 | $\phi 18$ [$\phi 0.71$ "] |
| A | 6 -0.26 [0.24" -0.01] |
| B | 14.8 -0.4 [0.58" -0.016] |
| C | 19 [0.75"] |
| Ch [Hex] | 19 [3/4"] |

NOTE : dimensions refer to rigid stem length option "4"
(153 mm – 6")

WARNING : For installation use a maximum tightening
torque of 56 Nm(500 in-lb)

SELF DIAGNOSTICS

Below the conditions detected by the sensor self-diagnostics:

- Cut cable / device non connected / broken power supply, output <0.25V
- Broken primary element / pin detachment, output >11.125V
- Pressure above 200% of the span, output <0.25V
- Pressure below the -30% of the span related to the zero value, output <0.25V
- Voltage monitor in case of overvoltage/undervoltage/ voltage variation in the electronics, output <0,25V
- Program sequence error, output <0.25V
- Overtemperature on the electronics, output <0.25V
- Error on the primary element output or on the first amplification stage, output <0.25V

OPTIONAL RELAY OUTPUT FOR EXCESS PRESSURE PROTECTION

Safety relay characteristics:

- Activation threshold to be defined in the order code
- Rated carry current: 1A
- Rated voltage: 24Vdc \pm 20%
- Switch accuracy: 2 x sensor accuracy
- Hysteresis: 2% FSO

| SUPPLY | OUTPUT | RELAY STATUS |
|--------|------------------|--------------|
| OFF | - | OPEN |
| ON | < X%fs | CLOSED |
| ON | > X%fs | OPEN |
| ON | output < 0.25V | OPEN |
| ON | output > 11.125V | OPEN |

NAMUR COMPLIANCE

The sensors are tested according to Namur NE21 recommendations.

The same compatibility is valid for the NE43 Namur recommendation with the following sensor behaviour in case of breakdown:

- Cut cable: breakdown information as the signal is <0.25V
- Device not connected: breakdown information as the signal is <0.25V
- Broken power-supply: breakdown information as the signal is <0.25V

or in case of performance problems:

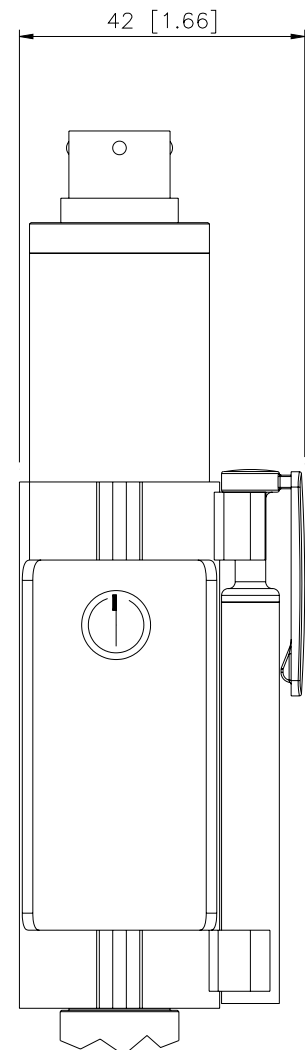
- most common failures on primary sensors: the signal goes to >11.125V

Note: in all the remaining situations, the output signal is always included between 0.25V and 11.125V.



Recommendation: the error level set by the customer (e.g. maximum pressure value) has to be inside the nominal range

AUTOZERO FUNCTION

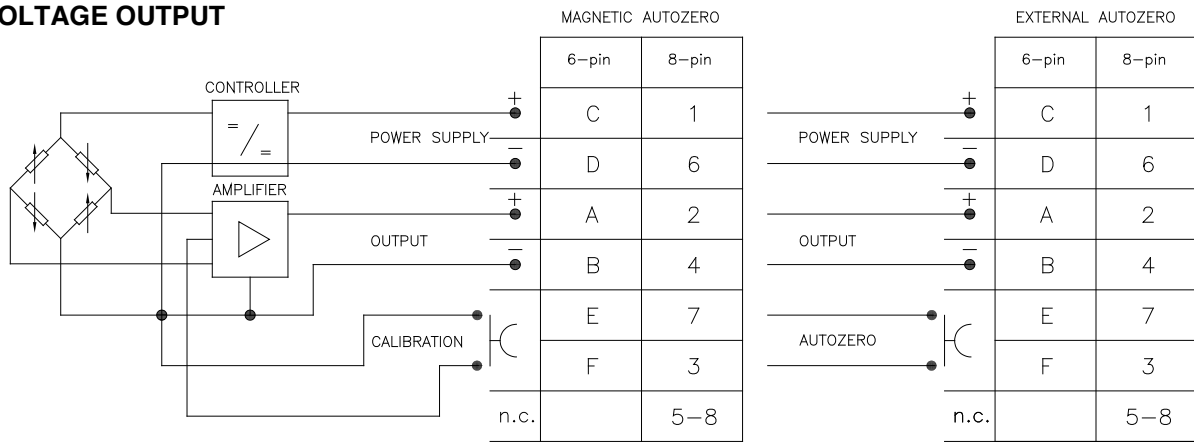


The Autozero function is activated through a magnetic contact (external magnet supplied with the sensor).

See the manual for a complete Autozero function explanation.

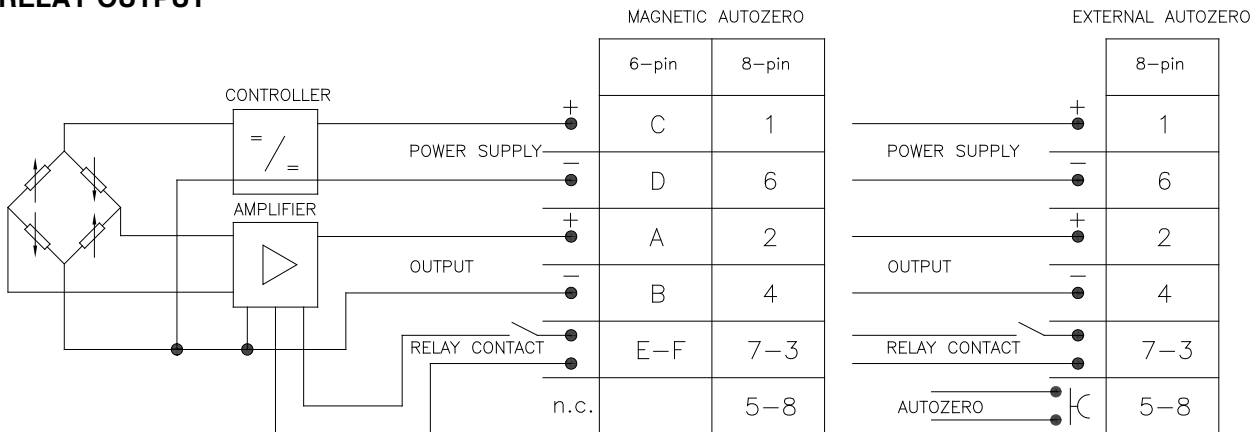
ELECTRICAL CONNECTIONS

VOLTAGE OUTPUT



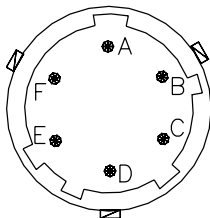
The cable shield is tied to connector via cable clamp

RELAY OUTPUT

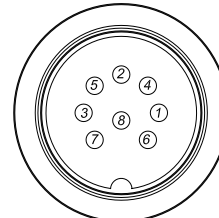


The cable shield is tied to connector via cable clamp

6 pin connector VPT07RA10-6PT2 (PT02A-10-6P)



8 pin connector (Binder) M16 DIN/EN45326 (09-0173-00-08)



ACCESSORIES

Connectors

6-pin female connector (IP65 protection degree)
8-pin female connector

Extension cables

6-pin connector with 8m (25ft) cable
6-pin connector with 15m (50ft) cable
6-pin connector with 25m (75ft) cable
6-pin connector with 30m (100ft) cable

Accessories

Mounting bracket
Dummy plug for 1/2-20UNF
Dummy plug for M18x1.5
Drill kit for 1/2-20UNF
Drill kit for M18x1.5
Cleaning kit for 1/2-20UNF
Cleaning kit for M18x1.5
Fixing pen clip
Autozero pen

Thermocouple for W72 model

Type "J" (153mm - 6" rigid rod)

CON300
CON026

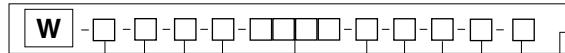
C08WLS
C15WLS
C25WLS
C30WLS

SF18
SC12
SC18
KF12
KF18
CT12
CT18
PKIT 379
PKIT 378

TTER 601

| Cable color code | |
|------------------|--------|
| Conn. | Wire |
| A-2 | Red |
| B-4 | Black |
| C-1 | White |
| D-6 | Green |
| E-7 | Blue |
| F-3 | Orange |
| 5 | Grey |
| 8 | Pink |

ORDER CODE



| OUTPUT SIGNAL | |
|-----------------|---|
| 0.5 ... 10.5Vdc | 7 |

| CONFIGURATION | |
|-----------------------|---|
| Rigid stem | 0 |
| Rigid stem + flexible | 1 |
| With thermocouple | 2 |

| CONNECTOR | |
|-----------|---|
| 6 pin | 6 |
| 8 pin | 8 |

| ACCURACY CLASS | |
|--|---|
| 0.25% FSO (ranges ≥ 100 bar/1500 psi) | H |
| 0.5% FSO | M |

| RANGE | | | |
|-------|-------------|-------|-------------|
| bar | | psi | |
| 35 | B35U | 500 | P05C |
| 50 | B05D | 750 | P75D |
| 70 | B07D | 1000 | P01M |
| 100 | B01C | 1500 | P15C |
| 200 | B02C | 3000 | P03M |
| 350 | B35D | 5000 | P05M |
| 500 | B05C | 7500 | P75C |
| 700 | B07C | 10000 | P10M |
| 1000 | B01M | 15000 | P15M |

Example

W71-6-M-B07C-1-4-D-P

Melt pressure transmitter, 0,5...10,5Vdc output, 6-pin connector, 1/2-20UNF thread, 700 bar full scale, 0,5% accuracy class, 153 mm (6") rigid stem, 457mm (18") flexible capillary; Performance Level='c'.

Sensors are manufactured in compliance with:

- EMC 2004/108/CE compatibility directive
- RoHS 2002/95/CE directive
- 2006/42/CE machinery directive

Electrical installation requirements and Conformity certificate are available on our web site: www.gefran.com

0000 X 000 X 00

Output Relay Version
(activation threshold):
X=no relay B=80%fs
A=70%fs C=90%fs

000= Special executions

| | |
|----------|---------------------|
| E | External autozero * |
| - | Magnetic autozero |

(*) as an alternative to the CAL function

| | |
|----------|-----------------------|
| P | Performance Level='c' |
|----------|-----------------------|

FLEXIBLE LENGTH
(mm / inches) (*)

Standard (W70)

| | |
|----------|------|
| 0 | None |
|----------|------|

Standard (W71, W72)

| | | |
|----------|-------|-----|
| D | 457mm | 18" |
| E | 610mm | 24" |
| F | 760mm | 30" |

Available on request

| | | |
|----------|-------|-----|
| A | 76mm | 3" |
| B | 152mm | 6" |
| C | 300mm | 12" |

RIGID STEM LENGTH
(mm / inches) (*)

Standard (W70, W71, W72)

| | | |
|----------|-------|-------|
| 4 | 153mm | 6" |
| 5 | 318mm | 12,5" |

Available on request

| | | |
|----------|-------|------|
| 1 | 38mm | 1,5" |
| 2 | 50mm | 2" |
| 3 | 76mm | 3" |
| 6 | 350mm | 14" |
| 7 | 400mm | 16" |
| 8 | 456mm | 18" |

(*) max combined stem/flexible length is 914mm - 36"

THREAD

Standard

| | |
|----------|--------------|
| 1 | 1/2 - 20 UNF |
| 4 | M18 x 1.5 |

GEFRAN reserves the right to make any kind of design or functional modification at any moment without prior notice.

GEFRAN spa
via Sebina, 74
25050 PROVAGLIO D'ISEO (BS) - ITALIA
tel. 0309888.1 - fax. 0309839063
Internet: <http://www.gefran.com>

GEFRAN

DTS_W7-PLc_12-2012_ENG