

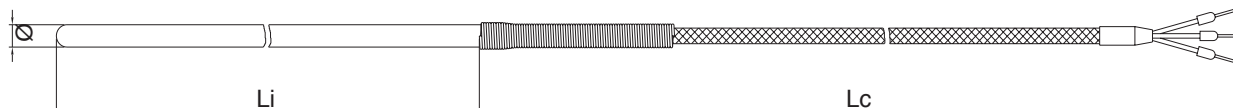


Main features

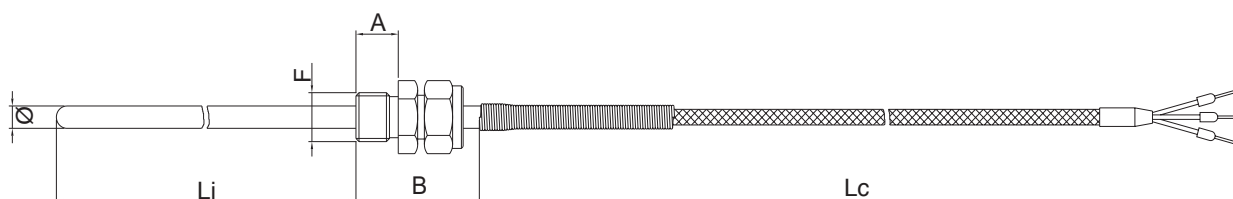
- Temperature limits: - 40 ... + 250° C
(see table for type of extension cable used)
- Tolerance: UNI 7937, IEC 751 standards:
 - ± 0.15° C a 0° C for class A (1/2 DIN)
 - ± 0.30° C a 0° C for class B (1 DIN)
- PT100 at 0°C sensor
- Application versatility

MODELS

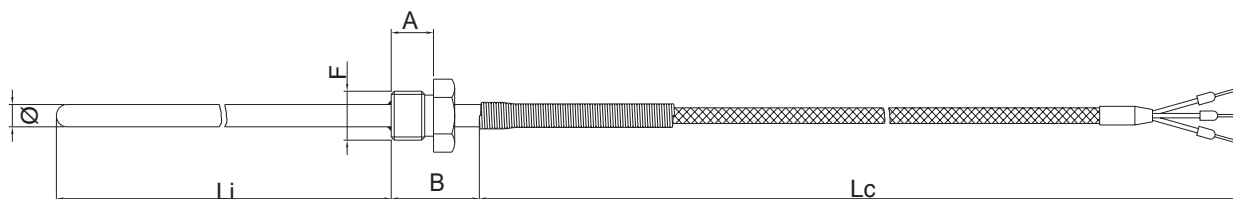
TR1 A: without fitting



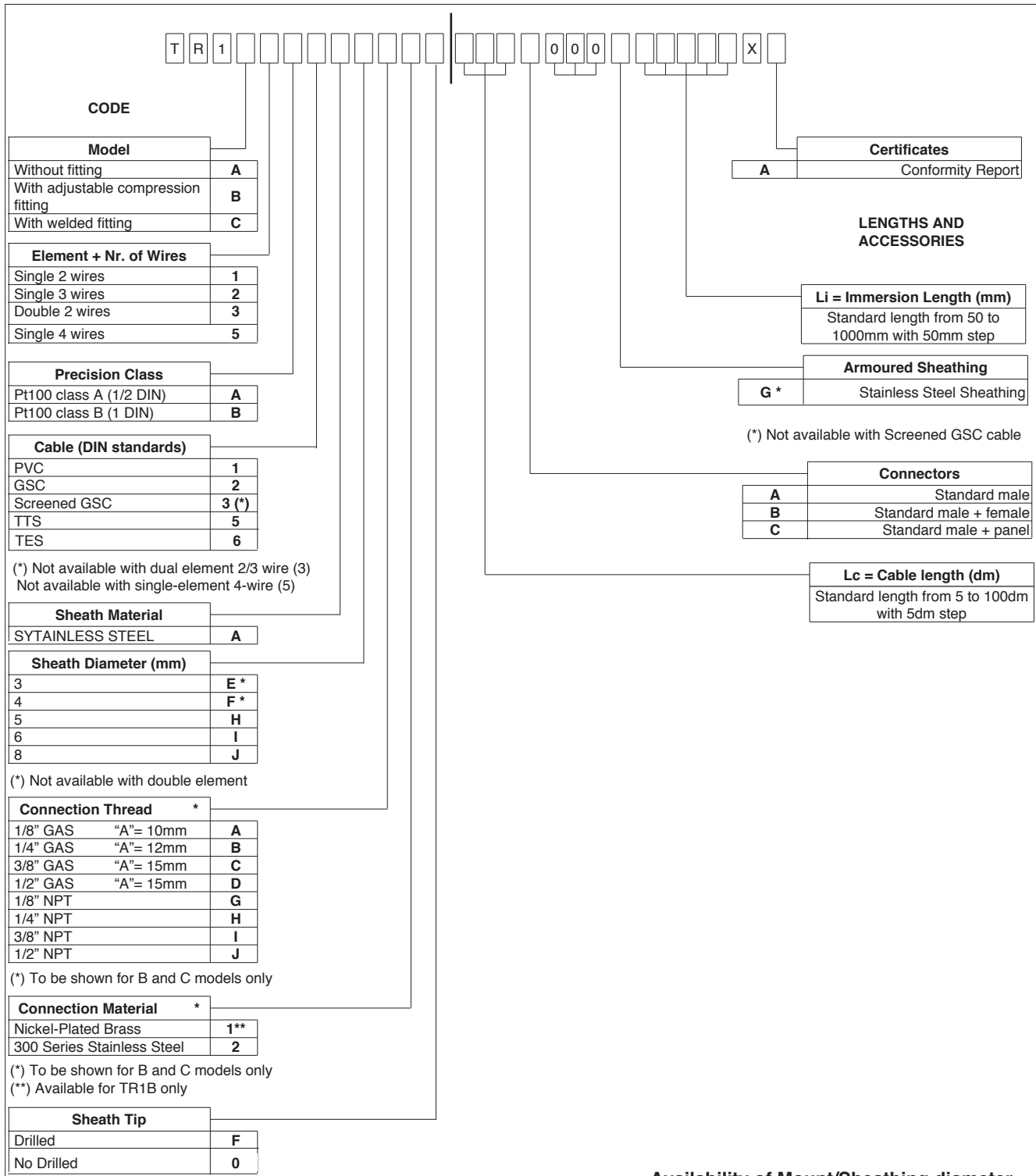
TR1 B: with adjustable compression fitting



TR1 C: with welded fitting



ORDER CODE



CODE

Model	
Without fitting	A
With adjustable compression fitting	B
With welded fitting	C

Element + Nr. of Wires	
Single 2 wires	1
Single 3 wires	2
Double 2 wires	3
Single 4 wires	5

Precision Class	
Pt100 class A (1/2 DIN)	A
Pt100 class B (1 DIN)	B

Cable (DIN standards)	
PVC	1
GSC	2
Screened GSC	3 (*)
TTS	5
TES	6

(*) Not available with dual element 2/3 wire (3)
Not available with single-element 4-wire (5)

Sheath Material	
SYTAINLESS STEEL	A

Sheath Diameter (mm)	
3	E *
4	F *
5	H
6	I
8	J

(*) Not available with double element

Connection Thread *		
1/8" GAS	"A"= 10mm	A
1/4" GAS	"A"= 12mm	B
3/8" GAS	"A"= 15mm	C
1/2" GAS	"A"= 15mm	D
1/8" NPT		G
1/4" NPT		H
3/8" NPT		I
1/2" NPT		J

(*) To be shown for B and C models only

Connection Material *	
Nickel-Plated Brass	1**
300 Series Stainless Steel	2

(*) To be shown for B and C models only

(**) Available for TR1B only

Sheath Tip	
Drilled	F
No Drilled	0

Certificates	
A	Conformity Report

LENGTHS AND ACCESSORIES

Li = Immersion Length (mm)	
Standard length from 50 to 1000mm with 50mm step	

Armoured Sheathing	
G *	Stainless Steel Sheathing

(*) Not available with Screened GSC cable

Connectors	
A	Standard male
B	Standard male + female
C	Standard male + panel

Lc = Cable length (dm)	
Standard length from 5 to 100dm with 5dm step	

MOUNT (F)	TR1B		TR1C	
	A (mm)	B (mm)	A (mm)	B (mm)
G 1/8	10	35	10	20
G 1/4	12	35	12	25
G 3/8	15	40	15	30
G 1/2	15	40	15	30
1/8 NPT	11	35	11	25
1/4 NPT	16	40	16	30
3/8 NPT	16	40	16	30
1/2 NPT	20	45	20	35

Availability of Mount/Sheathing diameter

	ø3	ø4	ø5	ø6	ø8
G 1/8	x	x	x	x	-
G 1/4	x	x	x	x	x
G 3/8	x	x	x	x	x
G 1/2	-	-	x	x	x
1/8 NPT	x	x	x	x	-
1/4 NPT	x	x	x	x	x
3/8 NPT	x	x	x	x	x
1/2 NPT	-	-	x	x	x

GEFRAN spa reserves the right to make any kind of design or functional modification at any moment without prior notice

GEFRAN spa
via Sebina, 74
25050 PROVAGLIO D'ISEO (BS) - ITALIA
ph. 0309888.1 - fax. 0309839063
Internet: <http://www.gefran.com>
www.gefranonline.com

